



**Round 3 - Phillip Island GP Circuit - September 3 & 4**  
**SUPERBIKE - B Final**

**Leg 2**

Date: **04/09/22**  
 Event: **R19**  
 Weather: **Cloudy - Temp: 12.3C**  
 Track: **Dry - Temp: 18.2C**

Started at: **11:49:55**  
 Laps: **7**  
 Starters: **18**  
 Printed at: **12:31**

**PROVISIONAL CLASSIFICATION**

Pos	No	Name	Class	Machine	Laps	Race Time	Behind Leader	Behind Prev	Fastest Lap	On Lap	Top Speed
1	40	Jeremy HUDDLESTONE / Tatnel Painters / Horizon Mcycles	A	Yamaha R1 1000	7	12:16.999			1:42.722	7	271
2	95	Matthew RINDEL / StayUpright / The Grinning Dingo / AMX / Woodcraft / Shoei / DeWith M-sport	C	Yamaha R1 1000	7	12:18.829	1.830	1.830	1:43.445	7	264
3	47	Brad RAETHEL / Peter Stevens Motorcycles	A	Suzuki GSXR 1000	7	12:20.237	3.238	1.408	1:43.311	6	280
4	4B	Adrian PIERPOINT / Quadriant Developments	A	Ducati P-gale 1299	7	12:28.154	11.155	7.917	1:44.504	4	265
5	17A	James BERKLEY / Amazing Grazing Boards	A	BMW S RR 1000	7	12:30.931	13.932	2.777	1:44.792	6	271
6	686	Tracey DAVIES / Breheny Brothers Breweries / RBT Suppliers / The Grinning Dingo	C	Ducati P-gale 1199	7	12:36.047	19.048	5.116	1:44.968	7	251
7	6	Cori BOURNE / Pedders Suspension Shepparton / NBS Brake Supplies / Shepparton Service	C	Suzuki GSXR 1000	7	12:36.087	19.088	.040	1:45.281	7	263
8	98	Marcus BURNS / La Villa Wines	A	Ducati P-gale 1100	7	12:41.606	24.607	5.519	1:45.345	7	248
9	4	Stacey VAN WETERING / ABUS / LiquiMoly	C	Aprilia RSV4 1000	7	12:42.096	25.097	.490	1:46.299	4	255
10	81	Gary TIDD / Waterjet Solutions	C	Ducati V4R 1000	7	12:43.843	26.844	1.747	1:46.246	4	251
11	666	Damian FAULDS / Huddlestone Fishing / Tatnell Painters	A	Suzuki GSXR 1000	7	12:51.925	34.926	8.082	1:48.585	6	268
12	7A	Shane ROBINSON / SKY LINKS	C	Suzuki GSXR 1000	7	12:52.467	35.468	.542	1:47.232	4	261
13	71	Scott CHAPMAN / Zenith Motorcycle Tours / Zenith Removals	A	Ducati P-gale 1199	7	12:56.013	39.014	3.546	1:49.092	7	259
14	58	Andrew LEE	A	Aprilia RSV4 1000	7	12:58.483	41.484	2.470	1:47.910	4	252
15	616	William DOWNIE / Bakery on Broadway	C	Suzuki GSXR 1000	7	13:10.451	53.452	11.968	1:50.538	2	264
16	66	Ian GODWIN / Eclipse Car Care	A	Aprilia Tuono 1100	7	13:17.389	1:00.390	6.938	1:51.319	5	241
17	62	Francis DILLON / Bakery on Broadway	C		7	13:19.451	1:02.452	2.062	1:51.466	7	255
18	44	Todd TATNELL / Tatnel Painters	A	Yamaha R1 1000	7	14:11.839	1:54.840	52.388	1:58.708	7	226


Fastest Lap was 1:42.722 by Jeremy HUDDLESTONE

Current race lap record for SBK class - 1:31.756 by Wayne MAXWELL (VIC) on a Ducati V4R set on 27/02/22

\*\*\* Rider 98 (Marcus BURNS) - 5 second penalty imposed by Clerk of Course for jumped start \*\*\*

The results are provisional until the end of the time limit for protests and appeals.


  
 Chief Timekeeper - Scott Laing

  
 Clerk of Course - Tony Bolin



**COMPUTIME RACE TIMING SYSTEMS PTY LTD**  
**www.computime.com.au**

E-mail: [scott@computime.com.au](mailto:scott@computime.com.au) / Ph: 0418 17 13 17





**Round 3 - Phillip Island GP Circuit - September 3 & 4**  
**SUPERBIKE - B Final**

**Leg 2**

Date: 04/09/22  
 Event: R19  
 Weather: Cloudy - Temp: 12.3C  
 Track: Dry - Temp: 18.2C

Started at: 11:49:55  
 Laps: 7  
 Starters: 18  
 Printed at: 12:31

**PROVISIONAL LAP TIMES**


No	Name	Lap 1	Lap 2	Lap 3	Lap 4	Lap 5	Lap 6	Lap 7
4	Stacey VAN WETERING	1:56.231	1:48.693	1:47.472	<b>1:46.299</b>	1:47.199	1:48.032	1:48.170
4B	Adrian PIERPOINT	1:56.334	1:47.171	1:45.703	<b>1:44.504</b>	1:44.620	1:44.528	1:45.294
6	Cori BOURNE	1:55.561	1:47.920	1:47.822	1:46.868	1:45.915	1:46.720	<b>1:45.281</b>
7A	Shane ROBINSON	1:55.127	1:48.013	1:47.739	<b>1:47.232</b>	1:47.869	1:50.006	1:56.481
17A	James BERKLEY	1:55.157	1:48.037	1:45.567	1:46.930	1:45.305	<b>1:44.792</b>	1:45.143
40	Jeremy HUDDLESTONE	1:51.495	1:45.718	1:44.628	1:45.060	1:44.080	1:43.296	<b>1:42.722</b>
44	Todd TATNELL	2:06.949	1:59.775	2:02.494	2:01.349	2:01.613	2:00.951	<b>1:58.708</b>
47	Brad RAETHEL	1:56.212	1:45.034	1:43.841	1:44.267	1:43.605	<b>1:43.311</b>	1:43.967
58	Andrew LEE	2:03.698	1:51.419	1:49.260	<b>1:47.910</b>	1:48.514	1:49.141	1:48.541
62	Francis DILLON	2:01.883	1:52.395	1:53.419	1:55.062	1:53.560	1:51.666	<b>1:51.466</b>
66	Ian GODWIN	2:02.577	1:52.447	1:53.133	1:54.585	<b>1:51.319</b>	1:51.838	1:51.490
71	Scott CHAPMAN	1:59.365	1:49.878	1:50.143	1:49.193	1:49.227	1:49.115	<b>1:49.092</b>
81	Gary TIDD	1:54.587	1:48.436	1:47.588	<b>1:46.246</b>	1:46.752	1:47.730	1:52.504
95	Matthew RINDEL	1:52.888	1:45.184	1:44.973	1:44.382	1:44.401	1:43.556	<b>1:43.445</b>
98	Marcus BURNS	1:57.834	1:48.557	1:47.035	1:45.738	1:46.530	1:45.567	<b>1:45.345</b>
616	William DOWNIE	1:58.654	<b>1:50.538</b>	1:51.107	1:51.318	1:52.467	1:54.161	1:52.206
666	Damian FAULDS	1:57.788	1:49.455	1:49.400	1:48.866	1:49.111	<b>1:48.585</b>	1:48.720
686	Tracey DAVIES	1:56.642	1:47.781	1:47.020	1:46.665	1:46.068	1:46.903	<b>1:44.968</b>

\*\*\* Rider 98 (Marcus BURNS) - 5 second penalty imposed by Clerk of Course for jumped start \*\*\*

The results are provisional until the end of the time limit for protests and appeals.


*Scott Laing*  
 Chief Timekeeper - Scott Laing

*Tony Bolin*  
 Clerk of Course - Tony Bolin



**COMPUTIME RACE TIMING SYSTEMS PTY LTD**  
**www.computime.com.au**

E-mail: scott@computime.com.au / Ph: 0418 17 13 17





**Round 3 - Phillip Island GP Circuit - September 3 & 4**  
**SUPERBIKE - B Final**

**Leg 2**

Date: **04/09/22**  
 Event: **R19**  
 Weather: **Cloudy - Temp: 12.3C**  
 Track: **Dry - Temp: 18.2C**


Started at: **11:49:55**  
 Laps: **7**  
 Starters: **18**  
 Printed at: **12:31**

**PROVISIONAL SPLIT TIMES**

Lap	Split 1	Split 2	Split 3	Split 4	Lap Time	Spd	Lap	Split 1	Split 2	Split 3	Split 4	Lap Time	Spd
<b>4 Stacey VAN WETERING (9th)</b>							6	25.327	<b>30.308</b>	20.251	<b>28.906</b>	<b>1:44.792</b>	262
1	32.987	32.323	21.117	29.804	1:56.231	210	7	25.270	30.416	20.294	29.163	1:45.143	265
2	26.348	31.807	21.009	29.529	1:48.693	253	<b>40 Jeremy HUDDLESTONE (1st)</b>						
3	26.063	31.473	20.893	29.043	1:47.472	243	1	31.374	30.863	20.452	28.806	1:51.495	201
4	<b>25.419</b>	31.156	20.751	<b>28.973</b>	<b>1:46.299</b>	254	2	25.618	30.890	20.295	28.915	1:45.718	265
5	25.866	31.340	<b>20.608</b>	29.385	1:47.199	238	3	25.387	30.328	20.079	28.834	1:44.628	270
6	26.011	31.131	21.046	29.844	1:48.032	241	4	25.636	30.575	19.984	28.865	1:45.060	267
7	25.932	<b>30.726</b>	21.465	30.047	1:48.170	255	5	25.389	30.310	19.843	28.538	1:44.080	267
<b>4B Adrian PIERPOINT (4th)</b>							6	25.129	30.191	19.780	<b>28.196</b>	1:43.296	269
1	33.529	32.163	20.922	29.720	1:56.334	192	7	<b>24.946</b>	<b>29.856</b>	<b>19.633</b>	28.287	<b>1:42.722</b>	271
2	<b>25.219</b>	31.369	20.393	30.190	1:47.171	261	<b>44 Todd TATNELL (18th)</b>						
3	25.660	31.435	20.225	<b>28.383</b>	1:45.703	263	1	37.521	34.936	22.728	31.764	2:06.949	181
4	25.615	<b>30.382</b>	20.104	28.403	<b>1:44.504</b>	262	2	<b>28.121</b>	35.942	23.049	32.663	1:59.775	226
5	25.532	30.713	19.987	28.388	1:44.620	255	3	30.620	35.849	23.692	32.333	2:02.494	195
6	25.563	30.567	<b>19.873</b>	28.525	1:44.528	252	4	30.205	35.366	23.530	32.248	2:01.349	206
7	25.411	30.877	20.142	28.864	1:45.294	265	5	29.656	35.900	23.711	32.346	2:01.613	221
<b>6 Cori BOURNE (7th)</b>							6	29.674	35.588	23.472	32.217	2:00.951	211
1	32.699	32.023	21.066	29.773	1:55.561	210	7	28.888	<b>35.121</b>	<b>22.931</b>	<b>31.768</b>	<b>1:58.708</b>	214
2	25.620	32.227	20.544	29.529	1:47.920	260	<b>47 Brad RAETHEL (3rd)</b>						
3	26.335	31.650	20.490	29.347	1:47.822	250	1	33.838	31.598	21.053	29.723	1:56.212	208
4	25.566	31.048	20.581	29.673	1:46.868	244	2	25.015	31.028	20.392	28.599	1:45.034	280
5	25.464	30.808	20.301	29.342	1:45.915	262	3	25.015	30.196	20.032	<b>28.598</b>	1:43.841	273
6	25.815	31.228	20.359	29.318	1:46.720	257	4	25.150	30.337	20.072	28.708	1:44.267	270
7	<b>25.248</b>	<b>30.785</b>	<b>20.260</b>	<b>28.988</b>	<b>1:45.281</b>	263	5	25.220	30.083	<b>19.686</b>	28.616	1:43.605	262
<b>7A Shane ROBINSON (12th)</b>							6	<b>24.988</b>	<b>29.702</b>	19.903	28.718	<b>1:43.311</b>	264
1	33.097	31.726	20.588	29.716	1:55.127	194	7	25.036	30.159	19.998	28.774	1:43.967	268
2	25.699	31.378	20.833	30.103	1:48.013	254	<b>58 Andrew LEE (14th)</b>						
3	26.478	31.344	<b>20.464</b>	<b>29.453</b>	1:47.739	249	1	34.594	33.490	20.894	34.720	2:03.698	191
4	<b>25.585</b>	31.189	20.542	29.916	<b>1:47.232</b>	261	2	26.859	32.768	21.305	30.487	1:51.419	244
5	26.288	<b>31.121</b>	20.508	29.952	1:47.869	227	3	26.808	31.652	20.897	29.903	1:49.260	237
6	26.829	31.950	20.744	30.483	1:50.006	237	4	<b>26.350</b>	31.506	20.768	<b>29.286</b>	<b>1:47.910</b>	240
7	27.049	33.884	23.716	31.832	1:56.481	235	5	26.860	<b>31.293</b>	<b>20.670</b>	29.691	1:48.514	234
<b>17A James BERKLEY (5th)</b>							6	26.687	31.835	20.989	29.630	1:49.141	252
1	33.265	31.956	20.512	29.424	1:55.157	190	7	26.491	31.947	20.711	29.392	1:48.541	232
2	25.468	31.881	20.560	30.128	1:48.037	271	<b>62 Francis DILLON (17th)</b>						
3	<b>25.118</b>	30.462	20.190	29.797	1:45.567	262	1	35.722	33.468	22.184	30.509	2:01.883	190
4	25.954	31.164	20.470	29.342	1:46.930	261	2	27.414	32.523	21.800	30.658	1:52.395	243
5	25.560	30.442	<b>19.990</b>	29.313	1:45.305	265							


*Scott Laing*  
 Chief Timekeeper - Scott Laing

*Tony Bolin*  
 Clerk of Course - Tony Bolin



**COMPUTIME RACE TIMING SYSTEMS PTY LTD**  
**www.computime.com.au**

E-mail: [scott@computime.com.au](mailto:scott@computime.com.au) / Ph: 0418 17 13 17







**Round 3 - Phillip Island GP Circuit - September 3 & 4**  
**SUPERBIKE - B Final**

**Leg 2**

Started at: 11:49:55

Laps: 7

Starters: 18

Printed at: 12:31

Date: 04/09/22  
 Event: R19  
 Weather: Cloudy - Temp: 12.3C  
 Track: Dry - Temp: 18.2C

**PROVISIONAL SPLIT TIMES**


Lap	Split 1	Split 2	Split 3	Split 4	Lap Time	Spd	Lap	Split 1	Split 2	Split 3	Split 4	Lap Time	Spd
3	27.574	32.800	21.881	31.164	1:53.419	253	7	<b>24.758</b>	30.325	19.938	<b>28.424</b>	<b>1:43.445</b>	262
4	28.132	32.880	22.621	31.429	1:55.062	234							
5	28.312	32.855	22.070	30.323	1:53.560	226	<b>98 Marcus BURNS (8th)</b>						
6	<b>27.219</b>	32.971	21.451	<b>30.025</b>	1:51.666	249	1	34.750	32.097	21.243	29.744	1:57.834	188
7	27.255	<b>32.152</b>	<b>21.044</b>	31.015	<b>1:51.466</b>	255	2	26.637	31.758	20.878	29.284	1:48.557	242
<b>66 Ian GODWIN (16th)</b>							3	26.040	31.323	20.772	28.900	1:47.035	246
1	35.068	34.706	22.017	30.786	2:02.577	187	4	25.937	30.836	20.449	<b>28.516</b>	1:45.738	233
2	27.285	32.765	21.733	30.664	1:52.447	241	5	25.892	31.056	20.707	28.875	1:46.530	226
3	27.693	33.042	21.387	31.011	1:53.133	233	6	25.811	<b>30.430</b>	<b>20.411</b>	28.915	1:45.567	248
4	28.040	33.299	22.075	31.171	1:54.585	231	7	<b>25.772</b>	30.483	20.462	28.628	<b>1:45.345</b>	232
5	27.109	<b>32.473</b>	21.419	<b>30.318</b>	<b>1:51.319</b>	234	<b>616 William DOWNIE (15th)</b>						
6	26.881	33.088	<b>21.371</b>	30.498	1:51.838	236	1	34.371	33.370	20.885	30.028	1:58.654	201
7	<b>26.619</b>	32.657	21.387	30.827	1:51.490	241	2	<b>26.646</b>	<b>32.379</b>	<b>21.042</b>	30.471	<b>1:50.538</b>	264
<b>71 Scott CHAPMAN (13th)</b>							3	26.684	32.855	21.168	<b>30.400</b>	1:51.107	259
1	35.901	32.448	20.864	30.152	1:59.365	199	4	26.757	32.484	21.135	30.942	1:51.318	258
2	26.915	32.079	<b>20.817</b>	30.067	1:49.878	251	5	27.364	32.826	21.448	30.829	1:52.467	249
3	26.919	32.102	20.985	30.137	1:50.143	244	6	27.868	33.417	21.678	31.198	1:54.161	252
4	26.443	31.551	21.088	30.111	1:49.193	250	7	27.628	32.810	21.223	30.545	1:52.206	248
5	26.570	31.876	20.898	<b>29.883</b>	1:49.227	254	<b>666 Damian FAULDS (11th)</b>						
6	26.446	<b>31.302</b>	21.005	30.362	1:49.115	256	1	33.798	32.777	21.214	29.999	1:57.788	216
7	<b>26.428</b>	31.650	21.087	29.927	<b>1:49.092</b>	259	2	<b>26.452</b>	31.724	21.218	30.061	1:49.455	268
<b>81 Gary TIDD (10th)</b>							3	26.702	31.915	20.950	29.833	1:49.400	254
1	32.120	32.241	20.709	29.517	1:54.587	214	4	26.485	31.417	20.961	30.003	1:48.866	260
2	25.724	31.708	20.736	30.268	1:48.436	245	5	26.803	31.523	20.969	29.816	1:49.111	253
3	25.907	31.488	<b>20.444</b>	29.749	1:47.588	242	6	26.686	<b>31.255</b>	20.837	<b>29.807</b>	<b>1:48.585</b>	252
4	<b>25.149</b>	31.617	20.511	<b>28.969</b>	<b>1:46.246</b>	251	7	26.514	31.609	<b>20.780</b>	29.817	1:48.720	255
5	25.611	<b>31.164</b>	20.551	29.426	1:46.752	248	<b>686 Tracey DAVIES (6th)</b>						
6	25.861	31.234	20.603	30.032	1:47.730	247	1	33.647	32.682	20.854	29.459	1:56.642	213
7	26.587	31.955	21.789	32.173	1:52.504	207	2	25.961	31.405	20.852	29.563	1:47.781	248
<b>95 Matthew RINDEL (2nd)</b>							3	25.830	31.531	20.590	29.069	1:47.020	249
1	31.910	31.403	20.268	29.307	1:52.888	207	4	25.813	31.312	<b>20.277</b>	29.263	1:46.665	235
2	25.099	30.876	20.174	29.035	1:45.184	260	5	25.908	30.615	20.546	28.999	1:46.068	246
3	25.201	30.755	20.078	28.939	1:44.973	260	6	25.900	31.225	20.619	29.159	1:46.903	237
4	25.024	30.590	19.950	28.818	1:44.382	257	7	<b>25.410</b>	<b>30.609</b>	20.414	<b>28.535</b>	<b>1:44.968</b>	251
5	25.127	30.544	20.068	28.662	1:44.401	264							
6	24.943	<b>30.259</b>	<b>19.841</b>	28.513	1:43.556	257							

\*\*\* Rider 98 (Marcus BURNS) - 5 second penalty imposed by Clerk of Course for jumped start \*\*\*

The results are provisional until the end of the time limit for protests and appeals.


*Scott Laing*  
 Chief Timekeeper - Scott Laing

*Tony Bolin*  
 Clerk of Course - Tony Bolin



**COMPUTIME RACE TIMING SYSTEMS PTY LTD**  
**www.computime.com.au**

E-mail: scott@computime.com.au / Ph: 0418 17 13 17





**Round 3 - Phillip Island GP Circuit - September 3 & 4**  
**SUPERBIKE - B Final**

**Leg 2**

Date: 04/09/22  
 Event: R19  
 Weather: Cloudy - Temp: 12.3C  
 Track: Dry - Temp: 18.2C

Started at: 11:49:55  
 Laps: 7  
 Starters: 18  
 Printed at: 12:31

**PROVISIONAL FASTEST LAPS SEQUENCE**


Lap	Race Pos	No	Name	Machine	Fastest Lap	On Lap
1	1	40	Jeremy HUDDLESTONE	Yamaha R1 1000	1:51.495	1
2	1	40	Jeremy HUDDLESTONE	Yamaha R1 1000	1:45.718	2
2	2	95	Matthew RINDEL	Yamaha R1 1000	1:45.184	2
2	3	47	Brad RAETHEL	Suzuki GSXR 1000	1:45.034	2
3	1	40	Jeremy HUDDLESTONE	Yamaha R1 1000	1:44.628	3
3	3	47	Brad RAETHEL	Suzuki GSXR 1000	1:43.841	3
5	3	47	Brad RAETHEL	Suzuki GSXR 1000	1:43.605	5
6	1	40	Jeremy HUDDLESTONE	Yamaha R1 1000	1:43.296	6
7	1	40	Jeremy HUDDLESTONE	Yamaha R1 1000	1:42.722	7

\*\*\* Rider 98 (Marcus BURNS) - 5 second penalty imposed by Clerk of Course for jumped start \*\*\*

The results are provisional until the end of the time limit for protests and appeals.


*Scott Laing*  
 Chief Timekeeper - Scott Laing

*Tony Bolin*  
 Clerk of Course - Tony Bolin



**COMPUTIME RACE TIMING SYSTEMS PTY LTD**  
**www.computime.com.au**

E-mail: scott@computime.com.au / Ph: 0418 17 13 17





**Round 3 - Phillip Island GP Circuit - September 3 & 4**  
**SUPERBIKE - B Final**

Date: 04/09/22  
 Event: R19  
 Weather: Cloudy - Temp: 12.3C  
 Track: Dry - Temp: 18.2C

**Leg 2**

Started at: 11:49:55  
 Laps: 7  
 Starters: 18  
 Printed at: 12:31

**PROVISIONAL LAP SHEET**


No	Lap Time	Gap	No	Lap Time	Gap	No	Lap Time	Gap	No	Lap Time	Gap	No	Lap Time	Gap
<b>Lap 1</b>			4	1:48.693	7.711	40	1:45.060		666	1:49.111	23.639	47	1:43.967	3.238
40	1:51.495		98	1:48.557	9.178	95	1:44.382	.526	71	1:49.227	26.825	4B	1:45.294	11.155
95	1:52.888	1.393	666	1:49.455	10.030	47	1:44.267	2.453	58	1:48.514	29.820	17A	1:45.143	13.932
81	1:54.587	3.092	616	1:50.538	11.979	4B	1:44.504	6.811	616	1:52.467	33.103	686	1:44.968	19.048
7A	1:55.127	3.632	71	1:49.878	12.030	17A	1:46.930	8.790	66	1:51.319	43.080	6	1:45.281	19.088
17A	1:55.157	3.662	62	1:52.395	17.065	81	1:46.246	9.956	62	1:53.560	45.338	98	1:45.345	19.607
6	1:55.561	4.066	66	1:52.447	17.811	686	1:46.665	11.207	44	2:01.613	1:21.19	4	1:48.170	25.097
47	1:56.212	4.717	58	1:51.419	17.904	7A	1:47.232	11.210	<b>Lap 6</b>			81	1:52.504	26.844
4	1:56.231	4.736	44	1:59.775	29.511	6	1:46.868	11.270	40	1:43.296		666	1:48.720	34.926
4B	1:56.334	4.839	<b>Lap 3</b>			4	1:46.299	11.794	95	1:43.556	1.107	7A	1:56.481	35.468
686	1:56.642	5.147	40	1:44.628		98	1:45.738	12.263	47	1:43.311	1.993	71	1:49.092	39.014
666	1:57.788	6.293	95	1:44.973	1.204	666	1:48.866	18.608	4B	1:44.528	8.583	58	1:48.541	41.484
98	1:57.834	6.339	47	1:43.841	3.246	71	1:49.193	21.678	17A	1:44.792	11.511	616	1:52.206	53.452
616	1:58.654	7.159	17A	1:45.567	6.920	616	1:51.318	24.716	6	1:46.720	16.529	66	1:51.490	1:00.39
71	1:59.365	7.870	4B	1:45.703	7.367	58	1:47.910	25.386	686	1:46.903	16.802	62	1:51.466	1:02.45
62	2:01.883	10.388	81	1:47.588	8.770	66	1:54.585	35.841	98	1:45.567	16.984	44	1:58.708	1:54.84
66	2:02.577	11.082	7A	1:47.739	9.038	62	1:55.062	35.858	81	1:47.730	17.062			
58	2:03.698	12.203	6	1:47.822	9.462	44	2:01.349	1:03.66	4	1:48.032	19.649			
44	2:06.949	15.454	686	1:47.020	9.602	<b>Lap 5</b>			7A	1:50.006	21.709			
<b>Lap 2</b>			4	1:47.472	10.555	40	1:44.080		666	1:48.585	28.928			
40	1:45.718		98	1:47.035	11.585	95	1:44.401	.847	71	1:49.115	32.644			
95	1:45.184	.859	666	1:49.400	14.802	47	1:43.605	1.978	58	1:49.141	35.665			
47	1:45.034	4.033	71	1:50.143	17.545	4B	1:44.620	7.351	616	1:54.161	43.968			
81	1:48.436	5.810	616	1:51.107	18.458	17A	1:45.305	10.015	66	1:51.838	51.622			
7A	1:48.013	5.927	58	1:49.260	22.536	81	1:46.752	12.628	62	1:51.666	53.708			
17A	1:48.037	5.981	62	1:53.419	25.856	6	1:45.915	13.105	44	2:00.951	1:38.85			
6	1:47.920	6.268	66	1:53.133	26.316	686	1:46.068	13.195	<b>Lap 7</b>					
4B	1:47.171	6.292	44	2:02.494	47.377	98	1:46.530	14.713	40	1:42.722				
686	1:47.781	7.210	<b>Lap 4</b>			4	1:47.199	14.913	95	1:43.445	1.830			
						7A	1:47.869	14.999						

\*\*\* Rider 98 (Marcus BURNS) - 5 second penalty imposed by Clerk of Course for jumped start \*\*\*

The results are provisional until the end of the time limit for protests and appeals.


*Scott Laing*  
 Chief Timekeeper - Scott Laing

*Tony Bolin*  
 Clerk of Course - Tony Bolin



**COMPUTIME RACE TIMING SYSTEMS PTY LTD**  
**www.computime.com.au**

E-mail: scott@computime.com.au / Ph: 0418 17 13 17





**Round 3 - Phillip Island GP Circuit - September 3 & 4**  
**SUPERBIKE - B Final**

**Leg 2**

Date: 04/09/22  
 Event: R19  
 Weather: Cloudy - Temp: 12.3C  
 Track: Dry - Temp: 18.2C

Started at: 11:49:55  
 Laps: 7  
 Starters: 18  
 Printed at: 12:31

**PROVISIONAL LAP CHART**


Name	Grid	1	2	3	4	5	6	7	Name
J. HUDDLESTONE	40	40	40	40	40	40	40	40	J. HUDDLESTONE
M. RINDEL	95	95	95	95	95	95	95	95	M. RINDEL
N. MCKENZIE	65A	81	47	47	47	47	47	47	B. RAETHEL
G. TIDD	81	7A	81	17A	4B	4B	4B	4B	A. PIERPOINT
J. BERKLEY	17A	17A	7A	4B	17A	17A	17A	17A	J. BERKLEY
M. BURNS	98	6	17A	81	81	81	6	686	T. DAVIES
A. LEE	58	47	6	7A	686	6	686	6	C. BOURNE
W. DOWNIE	616	4	4B	6	7A	686	98	98	M. BURNS
A. PIERPOINT	4B	4B	686	686	6	98	81	4	S. VAN WETERING
C. BOURNE	6	686	4	4	4	4	4	81	G. TIDD
S. VAN WETERING	4	666	98	98	98	7A	7A	666	D. FAULDS
T. DAVIES	686	98	666	666	666	666	666	7A	S. ROBINSON
S. CHAPMAN	71	616	616	71	71	71	71	71	S. CHAPMAN
F. DILLON	62	71	71	616	616	58	58	58	A. LEE
D. FAULDS	666	62	62	58	58	616	616	616	W. DOWNIE
I. GODWIN	66	66	66	62	66	66	66	66	I. GODWIN
T. TATNELL	44	58	58	66	62	62	62	62	F. DILLON
S. ROBINSON	7A	44	44	44	44	44	44	44	T. TATNELL
B. RAETHEL	47								

\*\*\* Rider 98 (Marcus BURNS) - 5 second penalty imposed by Clerk of Course for jumped start \*\*\*

The results are provisional until the end of the time limit for protests and appeals.


*Scott Laing*  
 Chief Timekeeper - Scott Laing

*Tony Bolin*  
 Clerk of Course - Tony Bolin



**COMPUTIME RACE TIMING SYSTEMS PTY LTD**  
**www.computime.com.au**

E-mail: scott@computime.com.au / Ph: 0418 17 13 17







**Round 3 - Phillip Island GP Circuit - September 3 & 4**  
**SUPERBIKE - B Final**

**Leg 2**

Date: 04/09/22  
 Event: R19  
 Weather: Cloudy - Temp: 12.3C  
 Track: Dry - Temp: 18.2C

Started at: 11:49:55  
 Laps: 7  
 Starters: 18  
 Printed at: 12:31

**PROVISIONAL BEST PARTIAL TIMES**


Pos	Split 1		Split 2		Split 3		Split 4		LAP		Ideal	Fastest
	Name	Time	Name	Time	Name	Time	Name	Time	Name	Time		
1	M. RINDEL	24.758	B. RAETHEL	29.702	J. HUDDLEST	19.633	M. BURNS	23.516	M. BURNS	1:40.129	1:45.345	
2	J. HUDDLEST	24.946	J. HUDDLEST	29.856	B. RAETHEL	19.686	J. HUDDLEST	28.196	J. HUDDLEST	1:42.631	1:42.722	
3	B. RAETHEL	24.988	M. RINDEL	30.259	M. RINDEL	19.841	A. PIERPOINT	28.383	B. RAETHEL	1:42.974	1:43.311	
4	J. BERKLEY	25.118	J. BERKLEY	30.308	A. PIERPOINT	19.873	M. RINDEL	28.424	M. RINDEL	1:43.282	1:43.445	
5	G. TIDD	25.149	A. PIERPOINT	30.382	J. BERKLEY	19.990	T. DAVIES	28.535	A. PIERPOINT	1:43.857	1:44.504	
6	A. PIERPOINT	25.219	M. BURNS	30.430	C. BOURNE	20.260	B. RAETHEL	28.598	J. BERKLEY	1:44.322	1:44.792	
7	C. BOURNE	25.248	T. DAVIES	30.609	T. DAVIES	20.277	J. BERKLEY	28.906	T. DAVIES	1:44.831	1:44.968	
8	T. DAVIES	25.410	S. VAN WETE	30.726	M. BURNS	20.411	G. TIDD	28.969	C. BOURNE	1:45.281	1:45.281	
9	S. VAN WETE	25.419	C. BOURNE	30.785	G. TIDD	20.444	S. VAN WETE	28.973	G. TIDD	1:45.726	1:46.246	
10	S. ROBINSON	25.585	S. ROBINSON	31.121	S. ROBINSON	20.464	C. BOURNE	28.988	S. VAN WETE	1:45.726	1:46.299	
11	M. BURNS	25.772	G. TIDD	31.164	S. VAN WETE	20.608	A. LEE	29.286	S. ROBINSON	1:46.623	1:47.232	
12	A. LEE	26.350	D. FAULDS	31.255	A. LEE	20.670	S. ROBINSON	29.453	A. LEE	1:47.599	1:47.910	
13	S. CHAPMAN	26.428	A. LEE	31.293	D. FAULDS	20.780	D. FAULDS	29.807	D. FAULDS	1:48.294	1:48.585	
14	D. FAULDS	26.452	S. CHAPMAN	31.302	S. CHAPMAN	20.817	S. CHAPMAN	29.883	S. CHAPMAN	1:48.430	1:49.092	
15	I. GODWIN	26.619	F. DILLON	32.152	W. DOWNIE	20.885	F. DILLON	30.025	W. DOWNIE	1:49.938	1:50.538	
16	W. DOWNIE	26.646	W. DOWNIE	32.379	F. DILLON	21.044	W. DOWNIE	30.028	F. DILLON	1:50.440	1:51.466	
17	F. DILLON	27.219	I. GODWIN	32.473	I. GODWIN	21.371	I. GODWIN	30.318	I. GODWIN	1:50.781	1:51.319	
18	T. TATNELL	28.121	T. TATNELL	34.936	T. TATNELL	22.728	T. TATNELL	31.764	T. TATNELL	1:57.549	1:58.708	

\*\*\* Rider 98 (Marcus BURNS) - 5 second penalty imposed by Clerk of Course for jumped start \*\*\*

The results are provisional until the end of the time limit for protests and appeals.

*Scott Laing*  
 Chief Timekeeper - Scott Laing

*Tony Bolin*  
 Clerk of Course - Tony Bolin



**COMPUTIME RACE TIMING SYSTEMS PTY LTD**  
**www.computime.com.au**

E-mail: scott@computime.com.au / Ph: 0418 17 13 17

